



IDRC AT&T Grant

# The Achievery & Digital Learning Resources



## Funds are from Outside of Migrant Education

- The grant is a partnership between IDRC, Farmworker Justice and Migrant and Seasonal Head Start
- Funding is from January to November of 2024.
- Pilot program with additional funding if we meet grant expectations.
- This gives us some flexibilities in usage and resources, but the grant focus is still MEP programming.
- Grant is to help with instructional resources already available for all.

# Achievery Collaborators

- Cartoon Network
- Warner Brothers
- Young Story Tellers
- Scratch
- Girls Who Code
- Khan Academy
- 826 National
- CNN
- Cyber Civics



Welcome to  
The Achievery<sup>SM</sup>

A free and safe online learning platform created by AT&T to provide K-12 students with engaging and entertaining videos paired with educational activities.

# Part 1

---



CREATING ACCOUNTS



ACCOUNTS TYPES



HOW TO SEARCH

# Make sure to join through our link




## 3 Account Types

- Students
- Parents
- Educators


Join The Achievery ✕

Create your account for free to discover high-quality lesson plans and learning activities paired with videos that entertain, engage, and inspire.




**Students**

Go beyond the classroom to discover videos on coding, cybersecurity, writing tips, and more.



**Parents**

Keep your kids learning and entertained with ad-free videos designed by educational experts.



**Educators**

Save time with free, ready-made lesson plans that are standards-aligned and paired with video clips from popular movies and TV shows.

[Sign Up](#)

# Create Your Achievery: Sign Up Links

---

[https://www.theachievery.com/en?  
utm\\_source=Farmworker](https://www.theachievery.com/en?utm_source=Farmworker) (English)



[https://www.theachievery.com/es?utm  
\\_source=Farmworker](https://www.theachievery.com/es?utm_source=Farmworker) (Spanish)





# Let's start learning!

Explore lesson plans and learning activities

Title or description



Grade Level



Category



Subcategory



Collaborator



Common Core Standards



## Units



# Content Master available

	A	B	C	D	E	F	G	H	I	J	K	L	M	N	O	P	Q	R	S	T	U	V
1																	K	1	2	3	4	5
2										Spanish Version in Prismic												
	Year	Q	#	Clip Source	Collaborator	CODE	Type	Spanish	Subtitle		Show/ Clip Name	Clip Minutes	Lessons Minutes	Lessons	Videos							G
3	2023	3	47	Partner	Weird Enough	U16.G6-8.Stronger in Community	Self-directed	No		No	Stronger in Community	0:02:15	1:00:00	3	3							
4	2023	3	49	Partner	Weird Enough	U18.G6-8.We Are the Culture	Self-directed	No		No	We Are the Culture	0:01:57	1:00:00	3	3							
5	2022	1	1	Partner	CNN	U1.G6-10.Objectivity In Journalism.SP.CNN	Self-directed	Yes	Yes	Yes	Objectivity In Journalism	0:03:42			1							
6	2022	1	2	Partner	CNN	U1.G6-12.On Camera Delivery.SP.CNN	Self-directed	Yes	Yes	Yes	On Camera Delivery	0:03:42			1							
7	2023	2	38	Partner	Weird Enough	U7.G4-5.Finding Heroism	Self-directed	No		No	Finding Heroism	0:02:14	1:30:00	3	3							
8	2022	1	4	Partner	CNN	U1.G6-10.Effective News Writing.SP.CNN	Self-directed	Yes	Yes	Yes	Effective News Writing	0:03:59			1							
9	2022	3	2	Partner	Quest	Q_Q1_22_2_Gravity	Self-directed	Yes	Yes	Yes	Gravity	0:03:29	1:00:00	1	1							
10	2022	1	4	WM	826 National	U1.G9-12.Aquaman's Revelation: our perso	Instructor-led	Yes		No	Aquaman Unit 1	0:05:15		3	3							
11	2022	1	5	WM	826 National	U1.G9-12.Expressing our emotions throug	Instructor-led	Yes		No	Where the wild Things Are Unit 1	0:08:51		3	3							
12	2022	1	6	WM	826 National	U2.G6-7.Dealing with Strong Emotions	Instructor-led	Yes		No	Where the wild Things Are Unit 2	0:08:36		3	3							
13	2022	1	7	WM	826 National	U3.G9-12.Emotional Expression and Imagi	Instructor-led	Yes		No	Where the wild Things Are Unit 3	0:08:36		3	3							
14	2022	1	8	WM	826 National	U4.G9-10.Unlocking the Challenge of Stron	Instructor-led	Yes		No	Where the wild Things Are Unit 4	0:08:36		3	3							
15	2022	1	9	WM	826 National	U5.G11-12.Strong Emotions: Navigating th	Instructor-led	Yes		No	Where the wild Things Are Unit 5	0:08:36		3	3							
16	2022	1	10	WM	826 National	U2.G9-12.Guiding Our Actions	Instructor-led	Yes		No	Wonder Woman Unit 2	0:06:05		3	3							
17	2022	1	11	WM	826 National	U1.G7-8.Friendship Building	Instructor-led	Yes	Yes	Yes	Iron Giant - Unit 1	0:07:32		3	3							
18	2022	1	12	WM	826 National	U2.G7-8.Genuine Friendship: Qualities in A	Instructor-led	Yes	Yes	Yes	Iron Giant - Unit 2	0:06:14		3	3							
19	2022	1	13	WM	826 National	U3.G7-8.Nurturing Positivity	Instructor-led	Yes	Yes	Yes	Iron Giant - Unit 3	0:05:36		3	3							
20	2022	1	14	Cartoon Network	826 National	U4.G1.The Anatomy of Friendship	Instructor-led	Yes	Yes	Yes	Craig of the Creek	0:04:01		3	3			1				
21	2022	1	15	Cartoon Network	826 National	U5.G1.The Art of Play: Exploring Perspecti	Instructor-led	Yes	Yes	Yes	Craig of the Creek	0:07:27		3	3			1				
22	2022	1	16	Cartoon Network	826 National	U6.G1.Emotion Management: Navigating B	Instructor-led	Yes	Yes	Yes	Craig of the Creek	0:06:02		3	3			1				
23	2022	3	18	Cartoon Network	826 National	U10.G1-2.The difference between Wants a	Teacher Guide	Yes	Yes	Yes	Craig of the Creek	0:09:47		3	3			1	2			
24	2022	3	19	Cartoon Network	826 National	U1.G7-8.Teaching and Learning: Finding th	Teacher Guide	Yes		Yes	Steven Universe Future	0:08:12		3	3							
25	2022	3	20	Cartoon Network	826 National	U3.G9-10.Exploring our roots for self-disc	Teacher Guide	Yes		Yes	Steven Universe Future	0:05:27		3	3							
26	2022	3	21	Cartoon Network	826 National	U2.G5-6.Defining True Leadership Traits	Teacher Guide	Yes		No	We Baby Bears	0:04:36		3	3							5
27	2023	1	26	Partner	826 National	U9.G11-12.I Remember...	Self-directed	No		No	I Remember...	0:01:24	1:00:00	1	1							
28	2023	1	27	Partner	826 National	U10.G9-10.Writing and Creativity	Self-directed	No		No	Writing and Creativity	0:04:39	1:00:00	1	1							
29	2023	2	32	Partner	826 National	U15.G6-8.Future Goals	Self-directed	No		No	Future Goals	0:01:08	1:00:00	1	1							
30	2023	2	34	Partner	826 National	U17.G5.I'm Like a Lion	Self-directed	No		No	I'm Like a Lion	0:01:11	1:00:00	1	1							5
31	2023	2	36	Partner	826 National	U19.G9-10.Now I Know	Self-directed	No		No	Now I Know	0:02:51	1:00:00	1	1							



# Part 2

---

LESSONS FOR ALL

K - OSY

LET'S EXPLORE!



### THE ACHIEVERY PEDAGOGY

Each Learning Unit consists of up to three separate but stackable Lessons and corresponding exercises aligned to academic standards and grade levels.

Lessons are designed to be supplementary resources for educators and are designed to be completed in as little as 10 minutes or over the course of an entire class, depending on the depth of Lesson delivery.

All Learning Units are designed by a team of education experts and developed by leading education partners. All curriculum published on The Achievery is reviewed by ASCD.

### COLLABORATORS

This Learning Unit was developed in collaboration with...



Learning Unit | Lesson: 1 of 3 Grade: 3-5 Rating: TV-Y7

## Craig of the Creek

*On a Team, Everyone's Included*

### ABOUT THIS LESSON

**This Lesson's Essential Question is...**What makes a team of people working together and being inclusive a "dream team"?

**This Lesson's big idea is...**Including everyone and investigating things together helps make "the dream team."

**In this clip...**Craig's creek friends work together to learn more about Helen, Craig's new pen pal, by drawing on individual strengths and making sure everyone's included.

### LESSON STANDARDS (CCSS)

CCSS.ELA-LITERACY.SL.3-5.1  
CCSS.ELA-LITERACY.RL.3-5.3  
CCSS.ELA-LITERACY.W.3-5.1.A-D

### LESSON CASEL COMPETENCIES

**Social Awareness...**Taking others' perspectives; Understanding and expressing gratitude

**Responsible Decision-Making...**Demonstrating curiosity and open-mindedness

### ABOUT THIS LEARNING UNIT

**This Lesson is part of a Learning Unit designed around the Essential Question...**What does it mean to be a good friend?

**The Lessons within this Learning Unit are...**

On a Team, Everyone's Included  
Let's Get Curious!  
Seeing from Others' Perspectives

# The Essence of Friendship

- Available in English/Spanish language
- Lesson Plan included
- Can be parent or teacher guided
- Minimal materials needs

- Text
- Images
- Documents
- Websites

Detect language English Spanish French

English Spanish Arabic



Drag and drop

Or choose a file

Browse your files

Supported file types: .docx, .pdf, .pptx, .xlsx. [Learn more](#)

Powered by Google Cloud Translation

[Send feedback](#)



### THE ACHIEVERY PEDAGOGY

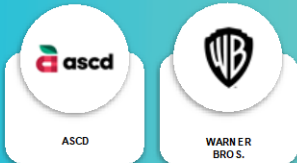
Each Learning Unit consists of up to three separate but stackable Lessons and corresponding exercises aligned to academic standards and grade levels.

Lessons are designed as supplementary resources for educators that can be completed in as little as 10 minutes or over the course of an entire class, depending on the depth of Lesson delivery.

All Learning Units are designed by a team of education experts and developed by leading education partners. All curriculum published on The Achievery is reviewed by ASCD.

### COLLABORATORS

This Learning Unit was developed in collaboration with:



Learning Unit | Lesson: 1 of 3 | Grade: 7-8 | Rating: TV-PG

## Young Sheldon

*Trains: Running in Circles*

### ABOUT THIS LESSON

**This Lesson's Essential Question is:** How do you find the area of a circle? How do you find the area of a semi-circle?

**This Lesson's Big Idea is:** Students will understand how to find the area of circles.

**In this clip:** Sheldon is playing with his train set and describing his love of trains and the connection he found at an early age between trains and physics.

### LESSON STANDARDS (CCSS)

**Maths:** CCSS.MATH.CONTENT.7.G.4

### LESSON CASEL COMPETENCIES

**Self-Awareness:**

Developing interests and a sense of purpose

**Self-Management:**

Setting personal and collective goals

**Responsible Decision-Making:**

Demonstrating curiosity and open-mindedness

# Exploring Geometry with Young Sheldon




- Available in English. May be supplemented w/ translation
- Lesson Plan included
- Instructor-led
- Minimal materials needs

Grades K-12

# New Learning Videos Available!

Be the first one to discover the latest videos available on the platform.

 [Check out the latest videos](#)



## Ongoing Support

- As content is being developed and added master will be updated (Typically every quarter)
- Updates will be sent through monthly newsletters and emails to all instructors who have accounts listed on your program's account tracker.



Connect-ivity

# IDRC resources coming together!

**HOW TO CHOOSE YOUR NEWS** video

**Hone your media literacy skills**

TED-Ed  
16 videos • 209,115 views • Last updated ...

Critical thinking and media literacy skills are more important than ever. Do you know how to spot clic ...More

▶ Play all Shuffle

- 1 **HOW TO CHOOSE YOUR NEWS** 4:49  
How to choose your news - Damon Brown  
TED-Ed • 1.3M views • 9 years ago
- 2 **CAN YOU OUTSMART A TROLL?** 8:01  
Can you outsmart a troll (by thinking like one)? - Claire Wardle  
TED-Ed • 757K views • 3 years ago
- 3 **HOW FALSE NEWS SPREADS** 3:42  
How false news can spread - Noah Tavlin  
TED-Ed • 2M views • 8 years ago
- 4 **HOW TO SPOT A MISLEADING GRAPH** 4:10  
How to spot a misleading graph - Lea Gaslowitz  
TED-Ed • 2.8M views • 6 years ago

Spark

**¡Inglés en Minutos!**

[Libro Uno]  
Para Principiante

## English in Minutes

Access Book 1 to 5. Each book has a flipbook viewer and all audio available. There are two options for audio files.

Guía Bilingüe Inglés – Español

## Guía Bilingüe Inglés–Español

Access two bilingual guides with phonetics for Spanish speakers.



Student & Family Learning Portal

Course 1-1 ▶

Course 1-2 ▶

Course 1-3 ▶

Course 1-4 ▶

Course 1-5 ▶

Course 2-1 ▶

Course 2-2 ▶

Course 2-3 ▶

# Empowering OSY: Tools for Self-discovery & Life Goals

---

## Example Key Focus Areas:

- Vocabulary Enrichment
- Everyday Conversational Skills
- Practical Daily Tasks
- Building Digital Literacy
- Financial Skills and Management



## Hello? Hello! – OSY

- Greetings are the foundation of social interactions. They serve as the first impression we make on others and set the tone for further communication. Students practice meeting and greeting, make small talk, and play games that will get them chattering and laughing. As an extension, they'll get even more to talk about as they explore their interests and share what they learn.





# Hello? Hello!


**Instructors:** Don't forget to make an Achievery account for each student! [Make your account for the Achievery in English](#) or [Make your Account for the Achievery in Spanish](#).

**Objective:** By the end of this lesson, your students should have some familiarity with common terminology related to greetings and small talk conversations.

**Grade Span:** OSY

**Subjects:** ESL, Greetings, and Small Talk

**Why study this?** Greetings are the foundation of social interactions.



They serve as the first impression we make on others and set the tone for further communication. Whether it's a simple "hello" or a warm handshake, greetings play a crucial role in building strong relationships.

**Teacher Tip:** Build reading, writing, listening, and speaking opportunities into every lesson. OSY students often benefit from being offered reading, writing, listening, and speaking challenges, and work at the equivalent of the last grade level they were in. They may have surpassed this level since then, but it's a good place to start.

**Lesson Intro: Watch this!** Begin the discussion about meeting new people, family relationships, and language barriers (and build background knowledge) by watching [a read-aloud](#) of *Drawn Together*.

**Lesson:** Start with the [Personal Information and Common English Phrases](#) lessons in English in Minutes Book One.

**Extensions:** Expand the lesson and add depth with resources such as the following.

Many of our students say they want to practice their conversation skills. You can use these [Top 5 Small talk ESL activities](#) to help them do just that and to work on speaking more fluently at the same time.



**Top 5 Small talk ESL activities**  
Teaching ESL with Jackie

Explore the [Personal Information](#), [Family Members](#), and [Leisure Activities](#) pages of the [Interactive Picture Dictionary](#). Students can also use others, depending on their interests.

Striking up (=starting) conversations and keeping them going is important to good communication. Have students practice with [Basic English "Introductions"](#) from Randall's Listening Lab. Learning how to say hello (starting a conversation) and ending a conversation smoothly are very important to making friends. Students can practice with the [Conversation Starters](#) activities.

Have students practice their small talk skills with the Achievery lesson [Pick Your Pitch](#) (Gr 9-12). "Can you tell me about yourself?" People will ask this question throughout their life: at interviews, at family parties, in personal essays... But how should they answer it? In this lesson, students craft their answers and practice using it in a mock interview setting.

Help students unleash their inner child with activities from [23 ESL Speaking Activities for Adults: Free Their Inner Kids](#).

Use some activities and ideas from [Small Talk Ideas: ESL Games and Activities](#) such as Find Something in Common, Small Talk Tic-Tac-Toe, Role-Playing, and Speed Networking.

Have students practice introducing themselves and others with the [Meeting People](#) activity.



**Keep it going!** Build on this lesson with additional resources, such as:

Small talk is always more exciting when you have interesting things to talk about. Have students complete the Achievery Lesson [Find Your Interests](#) (Gr 6-12). "Do what you love" sounds like expert advice...but how do you figure out what you love?

Then have students learn more about themselves as they explore their interests with the "Explore Your Interests" lesson series from Achievery (Gr 6-12). [Explore Your Interests: Food](#), [Explore Your Interests: Animals](#), [Explore Your Interests: Music](#), [Explore Your Interests: Public Service](#), [Explore Your Interests: Movies](#), [Explore Your Interests: Being Outdoors](#), [Explore Your Interests: Sustainability](#), [Explore Your Interests: The Ocean](#), [Explore Your Interests: Theater](#), and [Explore Your Interests: Gaming](#).

Explore [The Value of Tact](#) (Gr 4-5): When communicating with others, both online and off, it is important to choose our words wisely. Learn how the value of tact can help you communicate thoughtfully and truthfully.

Before you can create change, you need to dream about it. In the [In My World](#) lesson (Gr 6-8), students envision a better world through writing, using precise words and telling details to convey a world they wish to live in.



## Password Protected- OSY

- We lock the doors to our houses and our cars, but how do we keep our most important things safe online? Students learn about cybersecurity and how to craft a password that will keep things locked down online. Then they'll play Password, follow the clues, and unlock what's written behind them. Fun extensions follow with the NOVA Cybersecurity Lab, TED, and more.



# Password? Protected!

Don't forget to **Make an Achievemy account for each student!** [Make your account for the Achievemy in English](#) or [Make your Account for the Achievemy in Spanish](#)

**Objective:** Students will understand that cybersecurity is a practice that aims to protect networks, devices, and data from unauthorized access or criminal use and provides confidentiality, integrity, and availability of information. Students will learn how to create strong passwords for their accounts and devices and why they need to. Students will practice vocabulary.

**Grade Span:** 4<sup>th</sup>-OSY

**Subjects:** Digital Literacy

**Teacher Tip:** Focus on students practicing critical skills in reading, speaking, collaboration, and critical thinking throughout the lesson.

**Lesson:** We share a LOT of personal info online: pictures, videos, interests, relationships, etc. All of that is data. Use the Achievemy Lesson Resource: [The Importance of Cybersecurity](#) How can we stay safe online? What is Cybersecurity? Meet Sophie and discover the importance of Cybersecurity. This learning unit was developed in collaboration with cybersecurity experts from AT&T.

**Resource:** Incorporate lessons and vocabulary from the Student Portal OSY resource [Practical Money Skills: Security Online](#). Available in English and Spanish.

**Activity: Lock it Down!** Use the Achievemy Lesson Resource: [Creating a Good Password](#). In this activity, students learn how to make a good password for their online accounts.



Email address

Password



## Activity: And the Password is...

“

Password (also known as Hot Seat) is a simple ESL game that takes no pre-class preparation and is a great way for students to practice their vocabulary and speaking skills.

”

The game of Password is a speaking activity that helps students review vocabulary and practice an important skill: describing something they don't know the word for. Students describe a vocabulary word with one-

word clues, like the old game Password. It's the perfect way to help keep some old words fresh in your students' minds and review English vocabulary.



Remember, we can do A LOT to help our students remember new words by reviewing them in class periodically. Password is an excellent way to do this. Password can also be used as a short warm-up game to review material from the previous class, or a quick filler at the end of class.

**Materials required:** White board and marker, a timer.

**Number of students:** 2+

**Skills practiced:** Listening, speaking, and vocabulary.

**ESL Level:** All levels

**How to Play:** Divide students into two groups. You need a minimum of two per team.

Place a chair in front of the whiteboard facing away from the board.

The groups will alternate sending a team member (captain) to the front of the class.

Write a word over their head, so the teammates can see and read it, but the captain cannot.

Write a word on the board, for example, "car."

The team must give the captain hints (not using the word in question) until they guess the word or time runs out (10-20 seconds). The team with the most points wins.

One team member sits in the chair and the other team members must explain the word on the board to the student in the chair (without saying the actual word.)

If the student says the correct word the team is awarded a point. Keep a score of the points and the team with the highest number of points is the winner.

**Take it farther!** Build on this lesson with additional resources from the Student Portal and lesson plans from The Achievemy such as:



Lessons may be adapted to various learning management systems

Classroom > The Achievery  
Digital Literacy

Stream Classwork People Grades

Home  
Calendar  
Teaching  
To review  
The Achievery  
Digital Literacy  
Archived classes  
Settings

The Achievery  
Digital Literacy

Class code  
yu4fzyr

Announce something to your class

Upcoming

Yasmine Lennon posted a new assignment: Create a Good Password Activity  
Apr 4

The Achievery  
Digital Literacy

Stream **Classwork** People Grades

Password Protected: Grades 4-12

Create a Good Password Activity	Posted Apr 4
Post-Quiz: Identity Theft and Online Safety	Posted Apr 4
Pre-Quiz: Identity Theft and Online Safety	Posted Apr 4
The Importance of Cybersecurity Assign...	Edited Apr 4
Password Protected - 4th-OSY	Edited Apr 4

# iSOSY Math on the Move

- 1.Arithmetic Operations
- 2.Operations with Integers
- 3.Multiplying, Dividing, and Exponents
- 4.Factors and Multiples

# iSOSY Reading on the Move

1. A Different Point of View
2. All About Sentences
3. Beginning, Middle, and End (Prefix, Suffix, and Root Words)
4. Being a Word Detective (Word Attack and Context Clues)

# iSOSY Writing on the Move

- 1.A Day in My Life
- 2.Do it Just Like This
- 3.Going to the Doctor
- 4.Hi, My Name Is....



THE ACHIEVERY™

Created by AT&T

- 1.Strategies to Add & Subtract
- 2.Unit 1 Integers
- 3.Multiplication & Division Facts
- 4.Factors & Primes

1. Understanding Point of View
2. Sentence a Day Writing Challenge
3. Word Web
4. Superhero-O-Matic

- 1.In My World
- 2.Plot Your Story
3. I Remember
- 4.Choosing My Name

## The Sham-Burger

Tell students they get to be food stylists today and make their own "faux food" they'll actually want to eat!

### Materials:

- Vanilla wafers
- Keebler Grasshopper cookies
- Red and yellow squirt icing
- Coconut
- Green food coloring
- Green gumdrops (optional)
- Sugar cookies
- Food container print-outs
- Orange juice concentrate



## Connect-ivity



### Activities: [Eating with your Eyes-](#) [Media Awareness](#) lesson unit.

Are your students influenced by taste or by advertising? In this lesson, they get to test their taste buds and the power of branding on their brains. See if they choose something because of its name or because of its taste with a Mystery Brand Taste Test that will keep



# Summer Programming Ideas!



One thing that tastes great on a hot summer day is an ice cream cone, but as soon as the cone is brought out into the sun, (*ask the students what happens to ice cream when it gets hot in the sun, or in their hands*) the ice cream starts to melt slowly into a sticky puddle. So how does ice cream last under the heat of the spotlights? (*Ask the students what they think that the commercial makers do to the ice cream to stop it from melting.*) The truth is that, sometimes, the ice cream seen in advertisements is not really ice cream. If they're selling hot fudge or whipping cream, it's okay to fake it.

While colored mashed potatoes are commonly used to replace ice cream food (*ask students why stylists would use mash potatoes, can they be easily shaped, ingredients added or easily colored?*) stylists may also use a mixture of ingredients to form a clay-like substance that can be easily shaped and will not melt. Fake ice cream is a food stylist's best friend. It looks just like the real thing, but it never melts. (*Make fake ice cream with the students, divide them into pairs or teams (depending on your amount of ingredients) have them read a recipe card you've either written up on the board or on 3x5 cards, find their ingredients, and mix them according to the directions.*)

## Recipe

- Shortening or margarine
- Powdered sugar
- Corn syrup

Mix the ingredients together until evenly combined. This fake ice cream is smooth like clay, but it crumbles just like real ice cream when scooped. Best of all, you can keep it for months in a plastic bag and it will still look good. But how will it taste?



is selling ice cream, the real ice  
not an imitation product.  
quickly when

# Additional Digital Learning Resources Available

**PowerPoint training resources with links for instructors.**

- Topics Include- Internet basics, affordable internet options, digital citizenship. Access to mobile devices, computer use, cyber security, email basics, and video conferencing.
- Then additional videos and resources on the Achievery Website- also includes media literacy, online safety, and others.



# Part 3

---



TECHNOLOGY  
SCHOLARSHIPS



TRACKING ACCOUNTS



SUPPORT & TRAINING





- **Programs with 25 accounts created are eligible for a technology scholarship! One tablet, case, and charger.**
- These scholarships are for MEP students.
- Your program is eligible for a tablet for EVERY 25 accounts created (i.e. 100 accounts = 4 tablets, etc)
- We have to keep track of all accounts made through our tracking form.
- Technology Scholarship Receipt form will need to be returned to IDRC - AT&T  
Requires this for the project.

---

## **Technology Scholarships**

# Tracking Accounts

---

- IDRC creates a shared google sheet (or excel spreadsheet) for each site to update
- Google form available to help collect emails
- **Since this funding is not through MEP you also can share this with anyone in your district! Access is free to all!**



# Monthly Newsletter sent out to all Instructor Accounts set up in the Achievery

---

- This will include curriculum ideas of how to use the Achievery with other free engaging curriculum resources.
- Provide information on all upcoming trainings. We will offer one each month.
- Not the same as signing up for “Communications” from The Achievery. These newsletters come from IDRC.



# Additional Training

---

Topics include:

- Differentiation of instruction
- Standards alignment
- Incorporation into current instructional programs
- Student needs mapping
- Aligning instruction to ELL learners needs while teaching rigorous content





# MEP LITERACY CONTEST!

**This summer we will be offering a summer reading challenge for all MEP students! This will be free and engaging. We will have a lot of fun challenges that all students can participate in.**

**These resources will be easily sharable for MEP recruiters and thoroughly engaging for service providers to use! Join us May 14<sup>th</sup> at 1 CST during our IDRC Monthly Webinar to learn more about this exciting opportunity for Migrant Students and Youth! Visit the IDRC website and check out the Upcoming Events Page to register!**

**<https://www.idr-consortium.net/Calendar.html>**



• **Questions?**

# Contact Information

---

**Yasmine Lennon**, Project Specialist

[ylennonidrc@gmail.com](mailto:ylennonidrc@gmail.com)

734-478-0958

**Rosalinda Martinez**, Grant Coordinator

[martinezrosej@gmail.com](mailto:martinezrosej@gmail.com)

920-222-0749

**Jessica Castañeda**, IDRC Director

931-668-4129- office

931-273-4050- cell

[jcastanedaidr@gmail.com](mailto:jcastanedaidr@gmail.com)



*Thank you*

[www.idr-consortium.net](http://www.idr-consortium.net)