



THE ACHIEVERY™

Created by AT&T



## Funds are from Outside of Migrant Education

- The grant is a partnership between IDRC, Farmworker Justice and Migrant and Seasonal Head Start.
- Funding is from January to November of 2024.
- Pilot program with additional funding if we meet grant expectations.
- This gives us some flexibilities in usage and resources, but the grant focus is still MEP programming.
- Grant is to help with instructional resources already available for all.



# Achievery Collaborators

- Cartoon Network
- Warner Brothers
- Young Story Tellers
- Scratch
- Girls Who Code
- Khan Academy
- 826 National
- CNN
- Cyber Civics



Welcome to  
The Achievery<sup>SM</sup>

A free and safe online learning platform created by AT&T to provide K-12 students with engaging and entertaining videos paired with educational activities.

# Part 1

---



CREATING ACCOUNTS



ACCOUNTS TYPES



HOW TO SEARCH


# Make sure to join through our link

## 3 kinds of accounts

Students

Parents

Educators



Join The Achievery



Create your account for free to discover high-quality lesson plans and learning activities paired with videos that entertain, engage, and inspire.



**Students**

Go beyond the classroom to discover videos on coding, cybersecurity, writing tips, and more.



**Parents**

Keep your kids learning and entertained with ad-free videos designed by educational experts.



**Educators**

Save time with free, ready-made lesson plans that are standards-aligned and paired with video clips from popular movies and TV shows.

[Sign Up](#)

# Create Your Achievery: Sign Up Links

---

[https://www.theachievery.com/en?  
utm\\_source=Farmworker](https://www.theachievery.com/en?utm_source=Farmworker) (English)



[https://www.theachievery.com/es?utm  
\\_source=Farmworker](https://www.theachievery.com/es?utm_source=Farmworker) (Spanish)





# Let's start learning!

Explore lesson plans and learning activities

Title or description



Grade Level



Category



Subcategory



Collaborator



Common Core Standards




## Units



- 🗨️ Text
- 🖼️ Images
- 📄 Documents
- 🌐 Websites

Detect language English Spanish French ▾

↔️ English Spanish Arabic ▾



Drag and drop


Or choose a file

[Browse your files](#)

Supported file types: .docx, .pdf, .pptx, .xlsx. [Learn more](#)

🌐 Powered by [Google Cloud Translation](#)

[Send feedback](#)





# Content Master available

	A	B	C	D	E	F	G	H	I	J	K	L	M	N	O	P	Q	R	S	T	U	V
1	Year	Q	#	Clip Source	Collaborator	CODE	Type	Spanish	Subtitle	Spanish Version in Prismic	Show/ Clip Name	Clip Minutes	Lessons Minutes	Lessons	Videos							
2																						
3	2023	3	47	Partner	Weird Enough	U16.G6-8.Stronger in Community	Self-directed	No		No	Stronger in Community	0:02:15	1:00:00	3	3							
4	2023	3	49	Partner	Weird Enough	U18.G6-8.We Are the Culture	Self-directed	No		No	We Are the Culture	0:01:57	1:00:00	3	3							
5	2022	1	1	Partner	CNN	U1.G6-10.Objectivity In Journalism.SP.CNN	Self-directed	Yes	Yes	Yes	Objectivity In Journalism	0:03:42			1							
6	2022	1	2	Partner	CNN	U1.G6-12.On Camera Delivery.SP.CNN	Self-directed	Yes	Yes	Yes	On Camera Delivery	0:03:42			1							
7	2023	2	38	Partner	Weird Enough	U7.G4-5.Finding Heroism	Self-directed	No		No	Finding Heroism	0:02:14	1:30:00	3	3							
8	2022	1	4	Partner	CNN	U1.G6-10.Effective News Writing.SP.CNN	Self-directed	Yes	Yes	Yes	Effective News Writing	0:03:59			1							
9	2022	3	2	Partner	Quest	Q_Q1_22_2_Gravity	Self-directed	Yes	Yes	Yes	Gravity	0:03:29	1:00:00	1	1							
10	2022	1	4	WM	826 National	U1.G9-12.Aquaman's Revelation: our perso	Instructor-led	Yes		No	Aquaman Unit 1	0:05:15		3	3							
11	2022	1	5	WM	826 National	U1.G9-12.Expressing our emotions throug	Instructor-led	Yes		No	Where the wild Things Are Unit 1	0:08:51		3	3							
12	2022	1	6	WM	826 National	U2.G6-7.Dealing with Strong Emotions	Instructor-led	Yes		No	Where the wild Things Are Unit 2	0:08:36		3	3							
13	2022	1	7	WM	826 National	U3.G9-12.Emotional Expression and Imagi	Instructor-led	Yes		No	Where the wild Things Are Unit 3	0:08:36		3	3							
14	2022	1	8	WM	826 National	U4.G9-10.Unlocking the Challenge of Stron	Instructor-led	Yes		No	Where the wild Things Are Unit 4	0:08:36		3	3							
15	2022	1	9	WM	826 National	U5.G11-12.Strong Emotions: Navigating th	Instructor-led	Yes		No	Where the wild Things Are Unit 5	0:08:36		3	3							
16	2022	1	10	WM	826 National	U2.G9-12.Guiding Our Actions	Instructor-led	Yes		No	Wonder Woman Unit 2	0:06:05		3	3							
17	2022	1	11	WM	826 National	U1.G7-8.Friendship Building	Instructor-led	Yes	Yes	Yes	Iron Giant - Unit 1	0:07:32		3	3							
18	2022	1	12	WM	826 National	U2.G7-8.Genuine Friendship: Qualities in A	Instructor-led	Yes	Yes	Yes	Iron Giant - Unit 2	0:06:14		3	3							
19	2022	1	13	WM	826 National	U3.G7-8.Nurturing Positivity	Instructor-led	Yes	Yes	Yes	Iron Giant - Unit 3	0:05:36		3	3							
20	2022	1	14	Cartoon Network	826 National	U4.G1.The Anatomy of Friendship	Instructor-led	Yes	Yes	Yes	Craig of the Creek	0:04:01		3	3			1				
21	2022	1	15	Cartoon Network	826 National	U5.G1.The Art of Play: Exploring Perspecti	Instructor-led	Yes	Yes	Yes	Craig of the Creek	0:07:27		3	3			1				
22	2022	1	16	Cartoon Network	826 National	U6.G1.Emotion Management: Navigating B	Instructor-led	Yes	Yes	Yes	Craig of the Creek	0:06:02		3	3			1				
23	2022	3	18	Cartoon Network	826 National	U10.G1-2.The difference between Wants a	Teacher Guide	Yes	Yes	Yes	Craig of the Creek	0:09:47		3	3			1	2			
24	2022	3	19	Cartoon Network	826 National	U1.G7-8.Teaching and Learning: Finding th	Teacher Guide	Yes		Yes	Steven Universe Future	0:08:12		3	3							
25	2022	3	20	Cartoon Network	826 National	U3.G9-10.Exploring our roots for self-disc	Teacher Guide	Yes		Yes	Steven Universe Future	0:05:27		3	3							
26	2022	3	21	Cartoon Network	826 National	U2.G5-6.Defining True Leadership Traits	Teacher Guide	Yes		No	We Baby Bears	0:04:36		3	3						5	
27	2023	1	26	Partner	826 National	U9.G11-12.I Remember...	Self-directed	No		No	I Remember...	0:01:24	1:00:00	1	1							
28	2023	1	27	Partner	826 National	U10.G9-10.Writing and Creativity	Self-directed	No		No	Writing and Creativity	0:04:39	1:00:00	1	1							
29	2023	2	32	Partner	826 National	U15.G6-8.Future Goals	Self-directed	No		No	Future Goals	0:01:08	1:00:00	1	1							
30	2023	2	34	Partner	826 National	U17.G5.I'm Like a Lion	Self-directed	No		No	I'm Like a Lion	0:01:11	1:00:00	1	1						5	
31	2023	2	36	Partner	826 National	U19.G9-10.Now I Know	Self-directed	No		No	Now I Know	0:02:51	1:00:00	1	1							

# Part 2

---

LESSONS FOR ALL

K - OSY

LET'S EXPLORE!



### THE ACHIEVERY PEDAGOGY

Each Learning Unit consists of up to three separate but stackable Lessons and corresponding exercises aligned to academic standards and grade levels.

Lessons are designed to be supplementary resources for educators and are designed to be completed in as little as 10 minutes or over the course of an entire class, depending on the depth of Lesson delivery.

All Learning Units are designed by a team of education experts and developed by leading education partners. All curriculum published on The Achievery is reviewed by ASCD.

### COLLABORATORS

This Learning Unit was developed in collaboration with...



Learning Unit | Lesson: 1 of 3 | Grade: 3-5 | Rating: TV-Y7

## Craig of the Creek

*On a Team, Everyone's Included*

### ABOUT THIS LESSON

**This Lesson's Essential Question is...**What makes a team of people working together and being inclusive a "dream team"?

**This Lesson's big idea is...**Including everyone and investigating things together helps make "the dream team."

**In this clip...**Craig's creek friends work together to learn more about Helen, Craig's new pen pal, by drawing on individual strengths and making sure everyone's included.

### LESSON STANDARDS (CCSS)

CCSS.ELA-LITERACY.SL.3-5.1  
CCSS.ELA-LITERACY.RL.3-5.3  
CCSS.ELA-LITERACY.W.3-5.1.A-D

### LESSON CASEL COMPETENCIES

**Social Awareness...**Taking others' perspectives; Understanding and expressing gratitude

**Responsible Decision-Making...**Demonstrating curiosity and open-mindedness

### ABOUT THIS LEARNING UNIT

**This Lesson is part of a Learning Unit designed around the Essential Question...**What does it mean to be a good friend?

**The Lessons within this Learning Unit are...**  
On a Team, Everyone's Included  
Let's Get Curious!  
Seeing from Others' Perspectives

# The Essence of Friendship

- Available in English/Spanish language
- Lesson Plan included
- Can be parent or teacher guided
- Minimal materials needs



### THE ACHIEVERY PEDAGOGY


Each Learning Unit consists of up to three separate but stackable Lessons and corresponding exercises aligned to academic standards and grade levels.

Lessons are designed as supplementary resources for educators that can be completed in as little as 10 minutes or over the course of an entire class, depending on the depth of Lesson delivery.

All Learning Units are designed by a team of education experts and developed by leading education partners. All curriculum published on The Achievery is reviewed by ASCD.

### COLLABORATORS

This Learning Unit was developed in collaboration with:



Learning Unit | Lesson: 1 of 3 | Grade: 7-8 | Rating: TV-PG

## Young Sheldon

*Trains: Running in Circles*

### ABOUT THIS LESSON

**This Lesson's Essential Question is:** How do you find the area of a circle? How do you find the area of a semi-circle?

**This Lesson's Big Idea is:** Students will understand how to find the area of circles.

**In this clip:** Sheldon is playing with his train set and describing his love of trains and the connection he found at an early age between trains and physics.

### LESSON STANDARDS (CCSS)

**Maths:** CCSS.MATH.CONTENT.7.G.4

### LESSON CASEL COMPETENCIES

**Self-Awareness:**

Developing interests and a sense of purpose

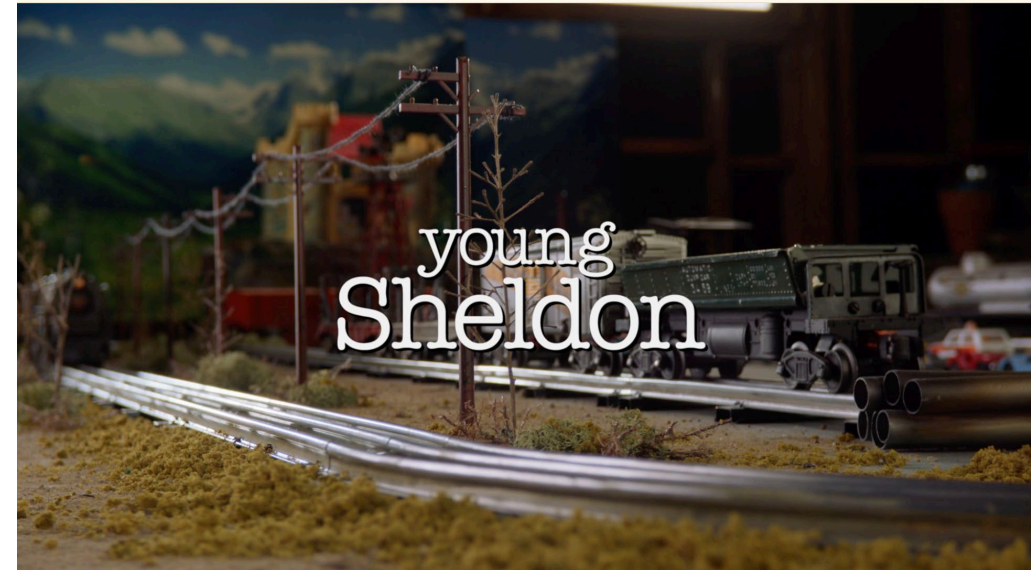
**Self-Management:**

Setting personal and collective goals

**Responsible Decision-Making:**

Demonstrating curiosity and open-mindedness

# Exploring Geometry with Young Sheldon



- Available in English. May be supplemented w/ translation
- Lesson Plan included
- Instructor-led
- Minimal materials needs





# IDRC resources coming together!

## Connect-ivity

**HOW TO CHOOSE YOUR NEWS**

**Hone your media literacy skills**

TED-Ed  
16 videos 209,115 views Last updated ...

Critical thinking and media literacy skills are more important than ever. Do you know how to spot clic ...More

Play all Shuffle

1 **HOW TO CHOOSE YOUR NEWS** How to choose your news - Damon Brown  
TED-Ed • 1.3M views • 9 years ago

2 **CAN YOU OUTSMART A TROLL?** Can you outsmart a troll (by thinking like one)? - Claire Wardle  
TED-Ed • 757K views • 3 years ago

3 **HOW FALSE NEWS SPREADS** How false news can spread - Noah Tavlin  
TED-Ed • 2M views • 8 years ago

4 **HOW TO SPOT A MISLEADING GRAPH** How to spot a misleading graph - Lea Gaslowitz  
TED-Ed • 2.8M views • 6 years ago



## English in Minutes

Access Book 1 to 5. Each book has a flipbook viewer and all audio available. There are two options for audio files.



## Guía Bilingüe Inglés-Español

Access two bilingual guides with phonetics for Spanish speakers.



Student & Family Learning Portal



Click below on a subject to learn more about the resources available. Wondering how to use the portal? Check out this training video.

Pre K- Ages 3-5	Grades K-2	Grades 3-5
Grades 6-8	Grades 9-12	OSY



# Empowering OSY: Tools for Self-discovery & Life Goals

---

## Example Key Focus Areas:

- Vocabulary Enrichment
- Everyday Conversational Skills
- Practical Daily Tasks
- Building Digital Literacy
- Financial Skills and Management



```
mirror_mod = modifier_ob.  
set mirror object to mirror.  
mirror_mod.mirror_object  
operation == "MIRROR_X":  
mirror_mod.use_x = True  
mirror_mod.use_y = False  
mirror_mod.use_z = False  
operation == "MIRROR_Y":  
mirror_mod.use_x = False  
mirror_mod.use_y = True  
mirror_mod.use_z = False  
operation == "MIRROR_Z":  
mirror_mod.use_x = False  
mirror_mod.use_y = False  
mirror_mod.use_z = True  
  
#selection at the end -add  
mirror_ob.select= 1  
modifier_ob.select=1  
context.scene.objects.active  
("Selected" + str(modifier_ob.  
mirror_ob.select = 0  
= bpy.context.selected_object  
data.objects[one.name].select  
  
print("please select exactly  
  
-- OPERATOR CLASSES ----  
  
types.Operator):  
on X mirror to the selected  
object.mirror_mirror_x"  
mirror X"  
  
context):  
context.active_object is not
```

## Password Protected- OSY

We lock the doors to our houses and our cars, but how do we keep our most important things safe online? Students learn about cybersecurity and how to craft a password that will keep things locked down online. Then they'll play Password, follow the clues, and unlock what's written behind them. Fun extensions follow with the NOVA Cybersecurity Lab, TED, and more.





Materials required: Whiteboard

Number of students: 2+

accounts and why they need to practice vocabulary.

Grade Span: 4<sup>th</sup>-OSY

Subjects: Digital Literacy



Skills practiced: Listening, speaking, and vocabulary.

ESL Level: All levels

How to Play: Divide students into two groups. You need a minimum of two per team.

Place a chair in front of the whiteboard facing away from the board.

The groups will alternate sending a team member (captain) to the front of the class.

Write a word over their head, so the teammates can see and read it, but the captain cannot.

Write a word on the board, for example, "car."

The team must give the captain hints (not using the word in question) until they guess the word or time runs out (10-20 seconds). The team with the most points wins.



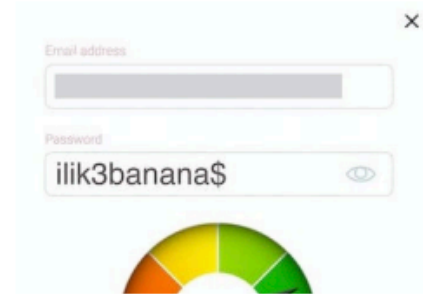
Other Tip: Focus on students practicing critical skills in reading, speaking, collaboration, and thinking throughout the lesson.

We share a LOT of personal info online: pictures, videos, interests, relationships, etc. All of Use the Achievry Lesson Resource: [The Importance of Cybersecurity](#) How can we stay safe is Cybersecurity? Meet Sophie and discover the importance of Cybersecurity. This learning oped in collaboration with cybersecurity &T.

orporate lessons and vocabulary from SY resource [Practical Money Skills: ble in English and Spanish.](#)

Down! Use the Achievry [a Good Password.](#) In this activity,

[NOVA Cybersecurity Lab Lesson Plan](#) from PBS: Grades 6-12 In this media-rich lesson plan, students xplore how to keep their digital lives safe, spot cyber scams, and learn the basics of coding from NOVA bs. The lesson begins with students watching the Cybersecurity 101 video and discussing the online ty measures that they currently take. Next, nts make predictions about online safety best es, complete the Level 1 challenges of the bersecurity Lab, and compare the best from the game with their predictions. onvene for direct instruction on the best key computer science terms, and then rsecurity Lab game. Finally, students leo quizzes with short-response ns and can work on the



[pa\\$\\$w0rd?](#) TED Talk by Lorie Faith Cranor. Lorrie sands of real passwords to figure out the istakes that users -- and secured sites -- make to w, you may ask, did she study thousands of real ing the security of any users? That's a story in ving, especially if your password is 123456



Why protecting your information online is crucial with this video ty Lab game. The Internet was originally designed to connect large and governments. It grew exponentially once personal computers

Lessons may be adapted to various learning management systems

The screenshot displays the Canvas LMS interface for a class named "The Achievery Digital Literacy". The interface is divided into a left-hand navigation sidebar and a main content area. The sidebar includes options for Home, Calendar, Teaching, To review, The Achievery Digital Literacy (selected), Archived classes, and Settings. The main content area has tabs for Stream, Classwork, People, and Grades. The Classwork tab is active, showing a list of assignments under the heading "Password Protected: Grades 4-12".

**Classwork Tab:**

- Class code:** yu4fzyr
- Announcement:** Yasmine Lennon posted a new assignment: Create a Good Password Activity (Apr 4)

**Assignment List:**

Assignment Title	Action
Create a Good Password Activity	Posted Apr 4
Post-Quiz: Identity Theft and Online Safety	Posted Apr 4
Pre-Quiz: Identity Theft and Online Safety	Posted Apr 4
The Importance of Cybersecurity Assign...	Edited Apr 4
Password Protected - 4th-OSY	Edited Apr 4



## The Sham-Burger

Tell students they get to be food stylists today and make their own "faux food" they'll actually want to eat!

### Materials:

- Vanilla wafers
  - Keebler Grasshopper cookies
  - Red and yellow squirt icing
  - Coconut
  - Green food coloring
  - Green gumdrops (optional)
  - Sugar cookies
  - Food container print-outs
- Orange juice concentrate



## Connect-ivity




...for days. As a picture-perfect hamburger flashes across a television

...of the three test



### Activities: Eating with your Eyes- -Media Awareness lesson unit.

Are your students influenced by taste or by advertising? In this lesson, they get to test their taste buds and the power of branding on their brains. See if they choose something because of its name or because of its taste with a Mystery Brand Taste Test that will keep



One thing that tastes great on a hot summer day is an ice cream cone, but as soon as the cone is brought out into the sun, (*ask the students what happens to ice cream when it gets hot in the sun, or in their hands*) the ice cream starts to melt slowly into a sticky puddle. So how does ice cream last under the heat of the spotlights? (*Ask the students what they think that the commercial makers do to the ice cream to stop it from melting.*) The truth is that, sometimes, the ice cream seen in advertisements is not really ice cream. If they're selling hot fudge or whipping cream, it's okay to fake it.

While colored mashed potatoes are commonly used to replace ice cream food (*ask students why stylists would use mash potatoes, can they be easily shaped, ingredients added or easily colored?*) stylists may also use a mixture of ingredients to form a clay-like substance that can be easily shaped and will not melt. Fake ice cream is a food stylist's best friend. It looks just like the real thing, but it never melts. (*Make fake ice cream with the students, divide them into pairs or teams (depending on your amount of ingredients) have them read a recipe card you've either written up on the board or on 3x5 cards, find their ingredients, and mix them according to the directions.*)

## Recipe

- Shortening or margarine
- Powdered sugar
- Corn syrup

Mix the ingredients together until evenly combined. This fake ice cream is smooth like clay, but it crumbles just like real ice cream when scooped. Best of all, you can keep it for months in a plastic bag and it will still look good. But how will it taste?

...is selling ice cream, the real ice  
...not an imitation product.  
...quickly when



# Summer Programming Ideas!



# Additional Digital Learning Resources Available

**PowerPoint training resources with links for instructors.**

- Topics Include- Internet basics, affordable internet options, digital citizenship. Access to mobile devices, computer use, cyber security, email basics, and video conferencing.
- Then additional videos and resources on the Achievery Website- also includes media literacy, online safety, and others.



Grades K-12

# New Learning Videos Available!

Be the first one to discover the latest videos available on the platform.

 [Check out the latest videos](#)



## Ongoing Support

- As content is being developed and added master will be updated (Typically every quarter)
- Updates will be sent through monthly newsletters and emails to all instructors who have accounts listed on your program's account tracker.

# Part 3

---



TECHNOLOGY  
SCHOLARSHIPS



TRACKING ACCOUNTS



SUPPORT & TRAINING



- **Programs with 25 accounts created are eligible for a technology scholarship! One tablet, case, and charger.**
- These scholarships are for MEP students.
- Your program is eligible for a tablet for EVERY 25 accounts created (i.e. 100 accounts = 4 tablets, etc)
- We have to keep track of all accounts made through our tracking form.
- Technology Scholarship Receipt form will need to be returned to IDRC - AT&T Requires this for the project.

---

## Technology Scholarships

# Tracking Accounts

---

- IDRC creates a shared google sheet (or excel spreadsheet) for each site to update
- Google form available to help collect emails
- **Since this funding is not through MEP you also can share this with anyone in your district! Access is free to all!**





## Monthly Newsletter sent out to all Instructor Accounts set up in the Achievery

---

- This will include curriculum ideas of how to use the Achievery with other free engaging curriculum resources.
- Provide information on all upcoming trainings. We will offer one each month.
- Not the same as signing up for “Communications” from The Achievery. These newsletters come from IDRC.



# Additional training

---

Topics include:

- Differentiation of instruction
- Standards alignment
- Incorporation into current instructional programs
- Student needs mapping
- Aligning instruction to ELL learners needs while teaching rigorous content





• **Questions?**



# Contact Information

---

**Yasmine Lennon, Project Specialist**

[ylennonidrc@gmail.com](mailto:ylennonidrc@gmail.com)

734-478-0958

**Rosalinda Martinez, Grant Coordinator**

[martinezrosej@gmail.com](mailto:martinezrosej@gmail.com)

920-222-0749

**Jessica Castañeda, IDRC Director**

931-668-4129- office

931-273-4050- cell

[jcastanedaidr@gmail.com](mailto:jcastanedaidr@gmail.com)



*Thank you*

[www.idr-consortium.net](http://www.idr-consortium.net)